

What is Tapestry?

Tapestry is an on-line system which allows us to create an individual Learning journey for every child in Reception. We can add comments, notes, photographs and videos of your child and then link these to the Early Years Curriculum. It can be accessed via the internet or downloaded as an app from itunes, android or google play.

Advantages of using Tapestry

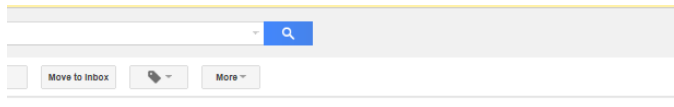
- ★ Tapestry tools allow us to monitor the coverage of all areas of the curriculum and highlights areas that need further development.
- ★ Tapestry is interactive and now allows us to keep video evidence of the children which is a powerful assessment tool.
- ★ Tapestry has the facility to email parents whenever a new observation is added to their child's Learning Journey to keep you up-to-date with what your child has been learning about in school. (Great way to start the "What did you do at school today?" conversation and might mean you get a better response than "nothing"!!)
- ★ Parents have access 24/7 to their child's Learning Journey and can comment on the observations added by school staff.
- ★ Parents can add their own observations to share progress and milestones achieved at home.
- ★ Resulting in a stronger partnership with parent/carers.



Tapestry A Parent/Carers' Guide

Tapestry website: <http://eylj.org/login>

Once we have been given your email address and contact details you will receive an email from Tapestry that looks like this...



Tapestry Account Activation

Hello Rosie,

You have received this email because a Tapestry account has been created for you at Littlegates for Littlepeople.

IMPORTANT!

If you did not request this account, please ignore this email.

Instructions

We require that you activate your account by creating a password. Simply click on the link below and complete the rest of the form.

<https://eylj.org/password/B9F8-875F-56D3-EF85-9C43-5A00>
This link will expire at 11:22 on 29 Sep 2015 (BST).

(Some email client users may need to copy and paste the link into your web browser).

Is this not working?

If you cannot activate your account, please contact your setting manager to rectify the problem.

Please do not reply to this email

Please click on this link

NOTE: We can only give one login per family but this login can be used on multiple devices. Please let us know if an additional login is needed for any reason.

You will then be redirected to a page that looks like this...

Account Activation

Activating account for rosieandillie21@gmail.com at Belton Lane Primary School

Please enter your new password

Password

Confirm Password

PIN

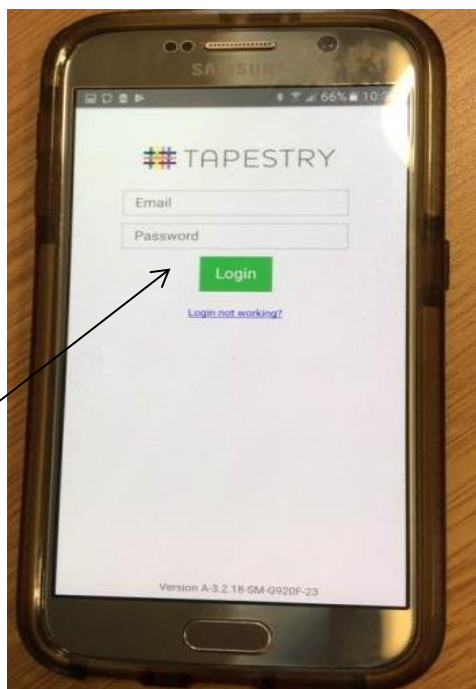
Make your own password and pin code up, make sure you will remember it as we cannot access your passwords.

Your account will then be activated and you will be redirected to the login page. You will then need to input your email address and password again.

PLEASE NOTE: The first time you login will have to be done on an internet browser and not on the app – you can use the app after your first login.

Tapestry can be accessed on anything which has an internet browser: laptops, desktop computers, ipads, smart phones etc. You can also download the Tapestry app onto ipads and smart phones. The first time that you log onto the app you will be asked for your email address and password. After that you will only need to input your pin when you log onto the app, which you set at the same time as your password.

The first time you login it will look like this



After that you can input your pin



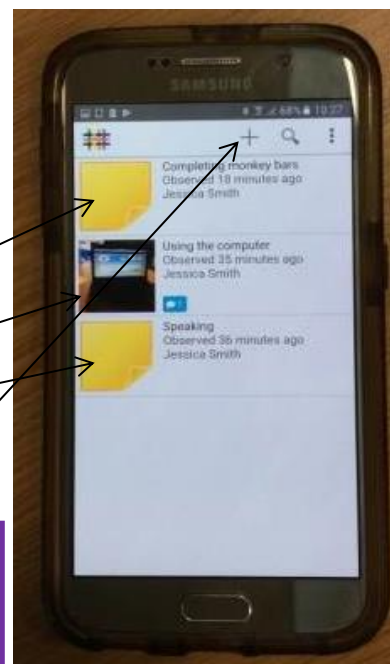
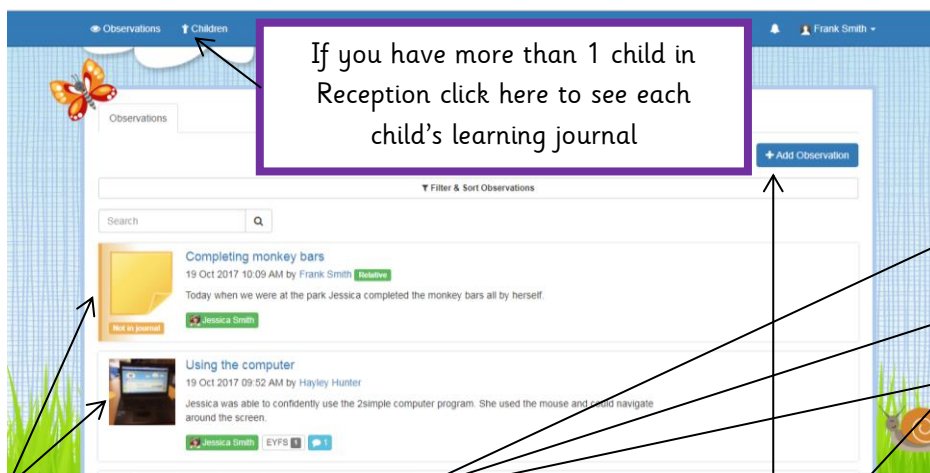
To download the app go to your app store – itunes or google play and type in Tapestry eysf and look for this icon...



What will I see when I log on?

When you log in on an internet browser you will see this page

This is the app homepage



Observations by staff members. Click on the title of the observations to read them in more detail.

Add observation button: Press here if you want to add an observation from home

When you click on 'add observation' on an internet browser you will see this screen...



Click to select your child

Give your observation a title
* NOTE: You cannot save an observation without a title

Write the observation in this box

Import any photos or videos by clicking on 'Add Files' when you have added your files click on 'Start Upload'.

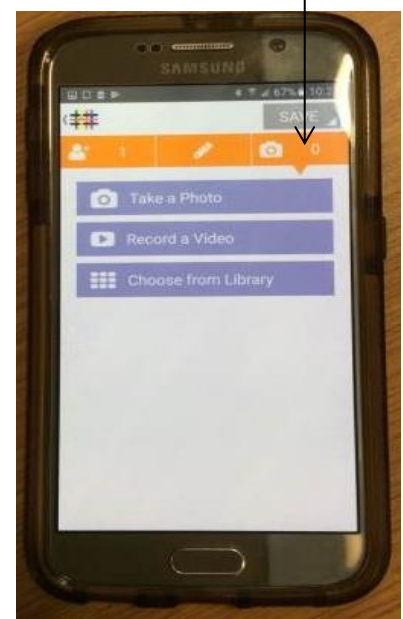
When you have finished your observation you need to click on the SAVE button

When you click on the '+' logo to add an observation you will see this screen...

Select your child
NOTE: you will see an orange tick when selected

Click the pencil icon.
Here you can add a title and your notes

Click the camera logo if you would like to take a photo, record a video or choose a photo from your photo library



When you have finished your observation you need to click on the SAVE button. You can only save the observation when the icon has turned green

Tapestry A Parent Carers' Guide

Observations by EYFS Staff

We use Tapestry as one of several forms of assessment. We observe and record key moments in your child's development. This is a quick outline of how we do this for your information.

1. We write a record of what we saw your child do.
2. We try to quote the child accurately using the exact language that he/she used.
3. Sometimes this will be accompanied by a photo or video
4. When we feel it necessary we will also highlight the areas of learning under the assessment heading (please don't worry about this it is for our records only)

Observations by Parents/Carers

One of the fantastic features of Tapestry is that parents can also add observations/wow moments from home to your child's journal. This is a great way of supporting us in assessing your child outside the school environment, it also provides us with opportunities to celebrate any achievements your child has made at home. Staff follow the guidelines above to ensure that the observations we make are purposeful and detailed, in a similar way we would appreciate it if you could follow the guidelines below.

1. Add a title to your observation to summarise your moment e.g. Feeding the ducks
2. When writing your observation keep it simple. Try and record what your child said in their exact words and then comment on why this is a wow moment e.g. **'X was excited to feed the ducks, she said "Look that duck is big than that duck". X is starting to point out the differences between different objects.'** or **'X went to his cousin's birthday party, he spent lots of time bouncing on the trampoline without help and taught his cousin how to jump and turn around at the same time.'**
3. If you wish, then you can then add a photo or video to your observation (please keep videos to a maximum of 1 minute long).

Commenting on observations made by EYFS staff

When you read the observations by an EYFS staff member there is an option for you to leave a reply. Perhaps your child has done something similar at home or is showing particular interest in the topic of the observation - if so we would love to hear about it. E.g. **'X loved talking about this painting at home and could tell us how she mixed the colours to make orange'**.

Remember:

- Any publishing of staff observations from Tapestry onto social media is strictly prohibited. If this happens your account will be deleted.
- Contact a member of staff if you are unsure about how to use any of the Tapestry features.
- Please don't worry about how many your child has. We record moments that are important to them individually. Your child may have 4 one week and then none the following week, this is completely normal. We would expect the same at home; some weekends you may add more than 1 and other weekends you may not add any – there is no expectation on the amount of observations that should be added.
- Please keep an eye on the newsletter as we will set practical homework challenges that you can record on Tapestry.
- Celebrate your child's development by sharing the learning journal with them at home, we are sure your child would love to talk about what they have been learning at school.